

PORSCHE

SPORTS CUP

SUISSE



Ranglisten / Classement / Classifiche

Imola 2016

Porsche Sports Cup Suisse
Porsche GT3 Cup Challenge Suisse
Porsche Drivers Challenge
Alpenpokal
22. – 24. April 2016



TAGHeuer
SWISS AVANT-GARDE SINCE 1860



proceq

Lifestyle
Hotels

BAUR *au* LAC
Vins

PORSCHE SPORTS CUP SUISSE CIRCUIT D' IMOLA 23 et 24 Avril 2016
Porsches GT3 Cup Challenge, Sports Cup et Drivers Challenge
Course Porsche GT3 Cup Challenge Suisse
 Classement final officiel de la course

Rang	Num	Pilote	Type	Groupe	Club	Tours	Temps	Ecart	Vitesse	Temps	Tour	Vitesse
------	-----	--------	------	--------	------	-------	-------	-------	---------	-------	------	---------

Non-Partants

1	255	SINA Sara	997 GT3 Cup	5c								
---	-----	-----------	-------------	----	--	--	--	--	--	--	--	--

Groupe 5D

1	266	VON BURG Jean Paul	991 GT3 Cup	5d	PC M	9	20:55.158	37.700	126.718	2:08.445	8	137.587
2	271	KELLER Ernst	991 GT3 Cup	5d	PSCZ	9	21:08.330	50.872	125.402	2:08.965	8	137.032
3	252	CASELLA Luca	991 GT3 Cup	5d	PCTI	9	21:32.751	1:15.29	123.033	2:11.646	8	134.241
4	265	SCHMALZ Patrick	991 GT3 Cup	5d	CPR	9	22:15.778	1:58.32	119.070	2:15.830	7	130.106
5	264	MORF Philippe	991 GT3 Cup	5d	CPR	8	20:11.545	1 Tr	116.693	2:17.923	7	128.132
6	267	TERRAIL Rémi	991 GT3 Cup	5d	CPGE	7	17:35.089	2 Tr	117.247	2:16.215	4	129.739

Non-Partants

1	268	BITSCHNAU Benoit	991 GT3 Cup	5d	CPR							
2	276	ROUSSEL Jean-Rémy	991 GT3 Cup	5d	CPGE							
3	280	DITZLER Oliver	991 GT3 Cup	5d								

Groupe 7A

1	284	RAGGINGER Martin	991 GT3 Cup	7a	PC Zug	9	20:17.458		130.642	2:03.512	7	143.082
2	294	BURKARD Gregor	991 GT3 Cup	7a		9	20:57.782	40.324	126.454	2:07.321	6	138.801
3	293	CORRADINA Andreas	991 GT3 Cup	7a	I	9	21:20.017	1:02.55	124.257	2:09.384	6	136.588
4	290	DAUM Jürgen	997 GT3 Cup	7a	PCZ	9	21:34.683	1:17.22	122.849	2:11.822	8	134.062
5	282	HRACHOWINA Alexander	991 GT3 Cup	7a		8	20:15.058	1 Tr	116.355	2:14.903	4	131.000
6	291	JOOS Peter	991 GT3 Cup	7a	PC Zug	8	20:32.600	1 Tr	114.699	2:18.372	4	127.716
7	292	VERATTI Edoardo	997 GT3 Cup	7a	I	8	20:42.186	1 Tr	113.814	2:23.297	6	123.327

Groupe 7B

1	286	CALDERARI Enzo	997 GT3 Cup R	7b		9	20:50.413	32.955	127.199	2:06.658	5	139.528
---	-----	----------------	---------------	----	--	---	-----------	--------	---------	----------	---	---------

Groupe GTC

1	297	BRAUNER Edward	997 GT3 Cup	GTC	Alpenpokal	9	21:15.529	58.071	124.694	2:10.040	5	135.899
2	296	RETTLER Christoph	997 GT3 Cup	GTC	Alpenpokal	9	22:13.960	1:56.50	119.232	2:15.968	7	129.974
3	299	WERHMANN Hans	997 GT3 Cup	GTC	Alpenpokal	7	17:24.698	2 Tr	118.413	2:13.418	5	132.458

Sous réserve d'éventuelles vérifications techniques en cours ou d'incidents d'ordre sportif

Le président du jury

Heure d'affichage

Le responsable du chronométrage

Yvan Gaillard / Thomas Kohler / Daniel Kuntner

Bob Di Carlo

PORSCHE SPORTS CUP SUISSE CIRCUIT D' IMOLA 23 et 24 Avril 2016
Porsches GT3 Cup Challenge, Sports Cup et Drivers Challenge
Course Porsche GT3 Cup Challenge Suisse
 Classement final officiel de la course

Rang	Num	Pilote	Type	Groupe	Club	Tours	Temps	Ecart	Vitesse	Temps	Tour	Vitesse
1	284	RAGGINGER Martin	991 GT3 Cup	7a	PC Zug	9	20:17.458		130.642	2:03.512	7	143.082
2	286	CALDERARI Enzo	997 GT3 Cup R	7b		9	20:50.413	32.955	127.199	2:06.658	5	139.528
3	266	VON BURG Jean Paul	991 GT3 Cup	5d	PC M	9	20:55.158	37.700	126.718	2:08.445	8	137.587
4	294	BURKARD Gregor	991 GT3 Cup	7a		9	20:57.782	40.324	126.454	2:07.321	6	138.801
5	271	KELLER Ernst	991 GT3 Cup	5d	PSCZ	9	21:08.330	50.872	125.402	2:08.965	8	137.032
6	297	BRAUNER Edward	997 GT3 Cup	GTC	Alpenpokal	9	21:15.529	58.071	124.694	2:10.040	5	135.899
7	293	CORRADINA Andreas	991 GT3 Cup	7a	I	9	21:20.017	1:02.55	124.257	2:09.384	6	136.588
8	252	CASELLA Luca	991 GT3 Cup	5d	PCTI	9	21:32.751	1:15.29	123.033	2:11.646	8	134.241
9	290	DAUM Jürgen	997 GT3 Cup	7a	PCZ	9	21:34.683	1:17.22	122.849	2:11.822	8	134.062
10	296	RETTLER Christoph	997 GT3 Cup	GTC	Alpenpokal	9	22:13.960	1:56.50	119.232	2:15.968	7	129.974
11	265	SCHMALZ Patrick	991 GT3 Cup	5d	CPR	9	22:15.778	1:58.32	119.070	2:15.830	7	130.106
12	264	MORF Philippe	991 GT3 Cup	5d	CPR	8	20:11.545	1 Tr	116.693	2:17.923	7	128.132
13	282	HRACHOWINA Alexander	991 GT3 Cup	7a		8	20:15.058	1 Tr	116.355	2:14.903	4	131.000
14	291	JOOS Peter	991 GT3 Cup	7a	PC Zug	8	20:32.600	1 Tr	114.699	2:18.372	4	127.716
15	292	VERATTI Edoardo	997 GT3 Cup	7a	I	8	20:42.186	1 Tr	113.814	2:23.297	6	123.327
16	299	WERHMANN Hans	997 GT3 Cup	GTC	Alpenpokal	7	17:24.698	2 Tr	118.413	2:13.418	5	132.458
17	267	TERRAIL Rémi	991 GT3 Cup	5d	CPGE	7	17:35.089	2 Tr	117.247	2:16.215	4	129.739

Non-Partants

	255	SINA Sara	997 GT3 Cup	5c								
	268	BITSCHNAU Benoit	991 GT3 Cup	5d	CPR							
	276	ROUSSEL Jean-Rémy	991 GT3 Cup	5d	CPGE							
	280	DITZLER Oliver	991 GT3 Cup	5d								

Meilleur tour: No 284 RAGGINGER Martin 2:03.512 143.082 Km/h

Sous réserve d'éventuelles vérifications techniques en cours ou d'incidents d'ordre sportif

Le président du jury

Heure d'affichage

Le responsable du chronométrage

Yvan Gaillard / Thomas Kohler / Daniel Kuntner

Bob Di Carlo

PORSCHE SPORTS CUP SUISSE CIRCUIT D' IMOLA 23 et 24 Avril 2016
Porsches GT3 Cup Challenge, Sports Cup et Drivers Challenge
Course Porsche GT3 Cup Challenge Suisse
 Historique de la course

Lieu	Seq	Temps	Tour	Tps Tour
------	-----	-------	------	----------

No 252 CASELLA Luca

Pass	26	3:09.405	1	3:09.405 *
Pass	43	5:48.974	2	2:39.569 *
Pass	60	8:08.276	3	2:19.302 *
Pass	77	10:21.831	4	2:13.555 *
Pass	95	12:38.167	5	2:16.336
Pass	112	14:50.939	6	2:12.772 *
Pass	128	17:06.077	7	2:15.138
Pass	145	19:17.723	8	2:11.646 *
Pass	160	21:32.751	9	2:15.028

No 255 SINA Sara

--	--	--	--	--

No 264 MORF Philippe

Pass	34	3:21.686	1	3:21.686 *
Pass	51	6:02.451	2	2:40.765 *
Pass	66	8:28.526	3	2:26.075 *
Pass	83	10:49.413	4	2:20.887 *
Pass	100	13:11.440	5	2:22.027
Pass	117	15:32.789	6	2:21.349
Pass	134	17:50.712	7	2:17.923 *
Pass	149	20:11.545	8	2:20.833

No 265 SCHMALZ Patrick

Pass	33	3:20.688	1	3:20.688 *
Pass	50	6:01.547	2	2:40.859 *
Pass	65	8:27.189	3	2:25.642 *
Pass	82	10:48.092	4	2:20.903 *
Pass	99	13:07.660	5	2:19.568 *
Pass	116	15:23.979	6	2:16.319 *
Pass	133	17:39.809	7	2:15.830 *
Pass	148	19:57.202	8	2:17.393
Pass	163	22:15.778	9	2:18.576

No 266 VON BURG Jean Paul

Pass	21	3:05.602	1	3:05.602 *
Pass	38	5:45.812	2	2:40.210 *
Pass	54	7:57.742	3	2:11.930 *
Pass	72	10:08.397	4	2:10.655 *
Pass	89	12:18.324	5	2:09.927 *
Pass	106	14:27.272	6	2:08.948 *
Pass	123	16:35.825	7	2:08.553 *
Pass	140	18:44.270	8	2:08.445 *
Pass	155	20:55.158	9	2:10.888

Lieu	Seq	Temps	Tour	Tps Tour
------	-----	-------	------	----------

No 267 TERRAIL Rémi

Pass	32	3:18.845	1	3:18.845 *
Pass	49	6:00.430	2	2:41.585 *
Pass	63	8:24.797	3	2:24.367 *
Pass	80	10:41.012	4	2:16.215 *
Pass	97	12:58.635	5	2:17.623
Pass	114	15:16.051	6	2:17.416
Pass	131	17:35.089	7	2:19.038

No 268 BITSCHNAU Benoit

--	--	--	--	--

No 271 KELLER Ernst

Pass	25	3:09.074	1	3:09.074 *
Pass	42	5:47.646	2	2:38.572 **
Pass	58	8:03.628	3	2:15.982 *
Pass	75	10:14.672	4	2:11.044 *
Pass	92	12:24.924	5	2:10.252 *
Pass	109	14:36.047	6	2:11.123
Pass	126	16:47.030	7	2:10.983
Pass	142	18:55.995	8	2:08.965 *
Pass	157	21:08.330	9	2:12.335

No 276 ROUSSEL Jean-Rémy

--	--	--	--	--

No 280 DITZLER Oliver

--	--	--	--	--

No 282 HRACHOWINA Alexander

Pass	27	3:09.996	1	3:09.996 *
Pass	44	5:50.244	2	2:40.248 *
Pass	68	8:49.753	3	2:59.509
Pass	85	11:04.656	4	2:14.903 *
Pass	101	13:19.753	5	2:15.097
Pass	118	15:34.951	6	2:15.198
Pass	135	17:52.529	7	2:17.578
Pass	150	20:15.058	8	2:22.529

No 284 RAGGINGER Martin

Pass	20	3:04.645	1	3:04.645 *
Pass	37	5:44.627	2	2:39.982 **
Pass	53	7:51.471	3	2:06.844 **
Pass	70	9:55.586	4	2:04.115 *
Pass	87	11:59.527	5	2:03.941 *
Pass	104	14:03.749	6	2:04.222
Pass	121	16:07.261	7	2:03.512 *

Porsches GT3 Cup Challenge, Sports Cup et Drivers Challenge
 Course Porsche GT3 Cup Challenge Suisse
 Historique de la course

Lieu	Seq	Temps	Tour	Tps Tour
------	-----	-------	------	----------

No 284 RAGGINGER Martin

Pass	137	18:11.940	8	2:04.679
Pass	151	20:17.458	9	2:05.518

No 286 CALDERARI Enzo

Pass	19	3:03.228	1	3:03.228 **
Pass	36	5:44.362	2	2:41.134 *
Pass	55	7:59.140	3	2:14.778 *
Pass	71	10:05.823	4	2:06.683 *
Pass	88	12:12.481	5	2:06.658 *
Pass	105	14:20.467	6	2:07.986
Pass	122	16:30.247	7	2:09.780
Pass	139	18:38.707	8	2:08.460
Pass	154	20:50.413	9	2:11.706

No 290 DAUM Jürgen

Pass	28	3:10.548	1	3:10.548 *
Pass	45	5:52.122	2	2:41.574 *
Pass	61	8:10.379	3	2:18.257 *
Pass	79	10:24.359	4	2:13.980 *
Pass	96	12:40.160	5	2:15.801
Pass	113	14:53.123	6	2:12.963 *
Pass	129	17:08.313	7	2:15.190
Pass	146	19:20.135	8	2:11.822 *
Pass	161	21:34.683	9	2:14.548

No 291 JOOS Peter

Pass	31	3:17.401	1	3:17.401 *
Pass	48	5:59.773	2	2:42.372 *
Pass	69	8:52.774	3	2:53.001
Pass	86	11:11.146	4	2:18.372 *
Pass	103	13:30.594	5	2:19.448
Pass	120	15:49.037	6	2:18.443
Pass	136	18:08.878	7	2:19.841
Pass	152	20:32.600	8	2:23.722

No 292 VERATTI Edoardo

Pass	35	3:23.055	1	3:23.055 *
Pass	52	6:04.073	2	2:41.018 *
Pass	67	8:34.955	3	2:30.882 *
Pass	84	10:59.200	4	2:24.245 *
Pass	102	13:24.259	5	2:25.059
Pass	119	15:47.556	6	2:23.297 *
Pass	138	18:13.297	7	2:25.741
Pass	153	20:42.186	8	2:28.889

No 293 CORRADINA Andreas

Pass	29	3:12.201	1	3:12.201 *
Pass	46	5:53.157	2	2:40.956 *
Pass	62	8:11.598	3	2:18.441 *

Lieu	Seq	Temps	Tour	Tps Tour
------	-----	-------	------	----------

Pass	78	10:23.949	4	2:12.351 *
Pass	94	12:35.689	5	2:11.740 *
Pass	110	14:45.073	6	2:09.384 *
Pass	127	16:55.782	7	2:10.709
Pass	144	19:05.885	8	2:10.103
Pass	159	21:20.017	9	2:14.132

No 294 BURKARD Gregor

Pass	22	3:06.266	1	3:06.266 *
Pass	39	5:46.638	2	2:40.372 *
Pass	56	7:59.154	3	2:12.516 *
Pass	73	10:09.869	4	2:10.715 *
Pass	90	12:22.167	5	2:12.298
Pass	107	14:29.488	6	2:07.321 *
Pass	124	16:37.955	7	2:08.467
Pass	141	18:47.053	8	2:09.098
Pass	156	20:57.782	9	2:10.729

No 296 RETTLER Christoph


Pass	30	3:15.283	1	3:15.283 *
Pass	47	5:57.930	2	2:42.647 *
Pass	64	8:25.136	3	2:27.206 *
Pass	81	10:47.210	4	2:22.074 *
Pass	98	13:06.268	5	2:19.058 *
Pass	115	15:22.800	6	2:16.532 *
Pass	132	17:38.768	7	2:15.968 *
Pass	147	19:56.255	8	2:17.487
Pass	162	22:13.960	9	2:17.705

No 297 BRAUNER Edward

Pass	24	3:08.486	1	3:08.486 *
Pass	41	5:47.585	2	2:39.099 **
Pass	57	8:02.778	3	2:15.193 *
Pass	74	10:14.331	4	2:11.553 *
Pass	91	12:24.371	5	2:10.040 *
Pass	108	14:35.763	6	2:11.392
Pass	125	16:46.627	7	2:10.864
Pass	143	18:59.834	8	2:13.207
Pass	158	21:15.529	9	2:15.695

No 299 WERHMANN Hans

Pass	23	3:07.393	1	3:07.393 *
Pass	40	5:47.428	2	2:40.035 *
Pass	59	8:06.146	3	2:18.718 *
Pass	76	10:19.688	4	2:13.542 *
Pass	93	12:33.106	5	2:13.418 *
Pass	111	14:48.029	6	2:14.923
Pass	130	17:24.698	7	2:36.669



PORSCHE SPORTS CUP SUISSE CIRCUIT D' IMOLA 23 et 24 Avril 2016
Porsches GT3 Cup Challenge, Sports Cup et Drivers Challenge
Course Porsche Sports Cup Suisse
 Classement final officiel de la course

Rang	Num	Pilote	Type	Groupe	Club	Tours	Temps	Ecart	Vitesse	Temps	Tour	Vitesse
------	-----	--------	------	--------	------	-------	-------	-------	---------	-------	------	---------

Groupe 3A

1	231	DAENZER Simon	993 Cup	3a	PCZ	9	25:15.364	3.622	104.959	2:17.345	5	128.671
---	-----	---------------	---------	----	-----	---	-----------	-------	---------	----------	---	---------

Groupe 3B

1	210	BRUDER Heinz	Cayman GT4 CS	3b	PCZ	9	25:12.596	0.854	105.151	2:15.125	5	130.785
2	201	SCHMID Eric	Cayman GT4 CS	3b	CPR	9	25:14.105	2.363	105.046	2:16.025	7	129.920
3	204	BRAUCH Thomas	Cayman GT4 CS	3b	PCGR	9	25:16.309	4.567	104.893	2:19.021	5	127.120
4	207	CARRO Paolo	Cayman GT4 CS	3b	CPR	9	25:17.493	5.751	104.812	2:19.150	5	127.002
5	202	DELAFONTAINE Pascal	Cayman GT4 CS	3b	CPR	9	25:21.547	9.805	104.532	2:24.090	6	122.648
6	206	MEYSTRE Patrick	Cayman GT4 CS	3b	CPR	9	25:22.073	10.331	104.496	2:24.084	6	122.653
7	208	WILLI Stéphane	Cayman GT4 CS	3b	3 Lacs	9	25:23.388	11.646	104.406	2:23.808	5	122.888
8	209	ZOLIN-MEYER Marco	Cayman GT4 CS	3b	PSCZ	9	25:25.559	13.817	104.257	2:28.160	6	119.279
9	205	BAGNOUD Cyrille	Cayman GT4 CS	3b	PC Matt	9	25:29.912	18.170	103.961	2:34.085	5	114.692
10	203	PAN Adriano	Cayman GT4 CS	3b	PCTI	9	26:16.942	5.200	100.860	2:18.223	5	127.854

Groupe 4C

1	155	LONGA Giuliano	991 GT3 RS	4c	PCZ	9	25:27.418	15.676	104.131	2:29.513	6	118.199
2	157	HUMBEL Markus	991 GT3 RS	4c	PC Wi	9	25:31.688	19.946	103.840	2:39.305	4	110.934

Groupe 5A

1	242	REGGIANI Ivan	996 GT3 Cup	5a	PCTI	9	25:11.742		105.210	2:15.151	5	130.760
2	244	HEGLIN Peter	996 GT3 Cup	5a	PC Zug	9	25:28.057	16.315	104.087	2:30.472	6	117.446

Groupe 7C

1	178	DELACRETAZ Ronald	997 GT3	7c	3 Lacs	9	25:31.009	19.267	103.886	2:36.322	4	113.051
---	-----	-------------------	---------	----	--------	---	-----------	--------	---------	----------	---	---------

Non-Partants

1	176	PORRET Michel	997 GT3 RS	7c	4 Lacs							
---	-----	---------------	------------	----	--------	--	--	--	--	--	--	--

Groupe 7CR

1	222	SCAPOZZA Matteo	997 GT3 RS	7cR	PCTI	9	25:18.594	6.852	104.736	2:20.392	6	125.878
2	141	HAMMER Renato	996 GT3	7cR	PCTI	9	25:20.714	8.972	104.590	2:21.964	6	124.485
3	220	SMILI Olivier	996 GT2	7cR	PSCZ	9	25:26.609	14.867	104.186	2:29.936	6	117.866

Non-Partants

1	171	FERRANTI Luca	997 GT3	7cR	I							
---	-----	---------------	---------	-----	---	--	--	--	--	--	--	--

Groupe ECE

1	238	HOLLERWEGER Michael	996 GT3 Cup	ECE	Alpenpokal	9	25:19.773	8.031	104.654	2:21.921	5	124.522
2	132	HERZ Rocco	997 GT3	ECE	Alpenpokal	6	16:21.953	3 Tr	107.983	2:31.461	6	116.679

Sous réserve d'éventuelles vérifications techniques en cours ou d'incidents d'ordre sportif

N° 203 : 1 MN de pénalité pour dépassement sous safety car

Le président du jury

Heure d'affichage

Le responsable du chronométrage

Yvan Gaillard / Thomas Kohler / Daniel Kuntner

Bob Di Carlo

AFC Micro. Chronométrage Officiel. www.afcmicro.com

AFC Micro

Page 1/1

Le 24/04/2016 à 16:12



PORSCHE SPORTS CUP SUISSE CIRCUIT D' IMOLA 23 et 24 Avril 2016
Porsches GT3 Cup Challenge, Sports Cup et Drivers Challenge
Course Porsche Sports Cup Suisse
 Classement final officiel de la course

Rang	Num	Pilote	Type	Groupe	Club	Tours	Temps	Ecart	Vitesse	Temps	Tour	Vitesse
1	242	REGGIANI Ivan	996 GT3Cup	5a	PCTI	9	25:11.742		105.210	2:15.151	5	130.760
2	210	BRUDER Heinz	Cayman GT4 CS	3b	PCZ	9	25:12.596	0.854	105.151	2:15.125	5	130.785
3	201	SCHMID Eric	Cayman GT4 CS	3b	CPR	9	25:14.105	2.363	105.046	2:16.025	7	129.920
4	231	DAENZER Simon	993 Cup	3a	PCZ	9	25:15.364	3.622	104.959	2:17.345	5	128.671
5	204	BRAUCH Thomas	Cayman GT4 CS	3b	PCGR	9	25:16.309	4.567	104.893	2:19.021	5	127.120
6	207	CARRO Paolo	Cayman GT4 CS	3b	CPR	9	25:17.493	5.751	104.812	2:19.150	5	127.002
7	222	SCAPOZZA Matteo	997 GT3 RS	7cR	PCTI	9	25:18.594	6.852	104.736	2:20.392	6	125.878
8	238	HOLLERWEGER Michael	996 GT3 Cup	ECE	Alpenpokal	9	25:19.773	8.031	104.654	2:21.921	5	124.522
9	141	HAMMER Renato	996 GT3	7cR	PCTI	9	25:20.714	8.972	104.590	2:21.964	6	124.485
10	202	DELAFONTAINE Pascal	Cayman GT4 CS	3b	CPR	9	25:21.547	9.805	104.532	2:24.090	6	122.648
11	206	MEYSTRE Patrick	Cayman GT4 CS	3b	CPR	9	25:22.073	10.331	104.496	2:24.084	6	122.653
12	208	WILLI Stéphane	Cayman GT4 CS	3b	3 Lacs	9	25:23.388	11.646	104.406	2:23.808	5	122.888
13	209	ZOLIN-MEYER Marco	Cayman GT4 CS	3b	PSCZ	9	25:25.559	13.817	104.257	2:28.160	6	119.279
14	220	SMILI Olivier	996 GT2	7cR	PSCZ	9	25:26.609	14.867	104.186	2:29.936	6	117.866
15	155	LONGA Giuliano	991 GT3 RS	4c	PCZ	9	25:27.418	15.676	104.131	2:29.513	6	118.199
16	244	HEGLIN Peter	996 GT3 Cup	5a	PC Zug	9	25:28.057	16.315	104.087	2:30.472	6	117.446
17	205	BAGNOUD Cyrille	Cayman GT4 CS	3b	PC Matt	9	25:29.912	18.170	103.961	2:34.085	5	114.692
18	178	DELACRETAZ Ronald	997 GT3	7c	3 Lacs	9	25:31.009	19.267	103.886	2:36.322	4	113.051
19	157	HUMBEL Markus	991 GT3 RS	4c	PC Wi	9	25:31.688	19.946	103.840	2:39.305	4	110.934
20	203	PAN Adriano	Cayman GT4 CS	3b	PCTI	9	26:16.942	5.200	100.860	2:18.223	5	127.854
21	132	HERZ Rocco	997 GT3	ECE	Alpenpokal	6	16:21.953	3 Tr	107.983	2:31.461	6	116.679

Non-Partants

	171	FERRANTI Luca	997 GT3	7cR	I							
	176	PORRET Michel	997 GT3 RS	7c	4 Lacs							

Meilleur tour: No 210 BRUDER Heinz 2:15.125 130.785 Km/h

Sous réserve d'éventuelles vérifications techniques en cours ou d'incidents d'ordre sportif

N° 203 : 1 MN de pénalité pour dépassement sous safety car

Le président du jury

Heure d'affichage

Le responsable du chronométrage

Yvan Gaillard / Thomas Kohler / Daniel Kuntner

Bob Di Carlo

PORSCHE SPORTS CUP SUISSE CIRCUIT D' IMOLA 23 et 24 Avril 2016
Porsches GT3 Cup Challenge, Sports Cup et Drivers Challenge
Course Porsche Sports Cup Suisse
Historique de la course

Lieu	Seq	Temps	Tour	Tps Tour
------	-----	-------	------	----------

No 132 HERZ Rocco

Pass	37	3:12.384	1	3:12.384 *
Pass	58	5:55.609	2	2:43.225 **
Pass	79	8:42.918	3	2:47.309
Pass	100	11:16.775	4	2:33.857 *
Pass	121	13:50.492	5	2:33.717 *
Pass	141	16:21.953	6	2:31.461 *

No 141 HAMMER Renato

Pass	29	2:58.383	1	2:58.383 *
Pass	50	5:43.192	2	2:44.809 **
Pass	71	8:30.025	3	2:46.833
Pass	91	10:55.456	4	2:25.431 *
Pass	112	13:18.777	5	2:23.321 *
Pass	133	15:40.741	6	2:21.964 *
Pass	154	18:05.843 / S	7	2:25.102
Pass	174	21:23.071 / S	8	3:17.228
Pass	194	25:20.714 / S	9	3:57.643

No 155 LONGA Giuliano

Pass	34	3:06.509	1	3:06.509 *
Pass	55	5:50.523	2	2:44.014 **
Pass	76	8:37.715	3	2:47.192
Pass	97	11:09.878	4	2:32.163 *
Pass	118	13:41.101	5	2:31.223 *
Pass	139	16:10.614	6	2:29.513 *
Pass	160	18:44.525 / S	7	2:33.911
Pass	180	21:31.506 / S	8	2:46.981
Pass	200	25:27.418 / S	9	3:55.912

No 157 HUMBEL Markus

Pass	39	3:16.497	1	3:16.497 *
Pass	60	5:59.385	2	2:42.888 *
Pass	81	8:47.247	3	2:47.862
Pass	102	11:26.552	4	2:39.305 *
Pass	123	14:06.063	5	2:39.511
Pass	144	16:46.378	6	2:40.315
Pass	164	19:35.822 / S	7	2:49.444
Pass	184	22:20.670 / S	8	2:44.848
Pass	204	25:31.688 / S	9	3:11.018

No 171 FERRANTI Luca

--	--	--	--	--

No 176 PORRET Michel

--	--	--	--	--

Lieu	Seq	Temps	Tour	Tps Tour
------	-----	-------	------	----------

No 178 DELACRETAZ Ronald

Pass	38	3:15.163	1	3:15.163 *
Pass	59	5:57.291	2	2:42.128 **
Pass	80	8:45.238	3	2:47.947
Pass	101	11:21.560	4	2:36.322 *
Pass	122	13:58.102	5	2:36.542
Pass	143	16:35.189	6	2:37.087
Pass	163	19:29.237 / S	7	2:54.048
Pass	183	22:16.839 / S	8	2:47.602
Pass	203	25:31.009 / S	9	3:14.170

No 201 SCHMID Eric

Pass	21	2:48.320	1	2:48.320 *
Pass	42	5:37.236	2	2:48.916
Pass	63	8:16.893	3	2:39.657 *
Pass	84	10:36.438	4	2:19.545 *
Pass	105	12:52.928	5	2:16.490 *
Pass	126	15:09.209	6	2:16.281 *
Pass	147	17:25.234 / S	7	2:16.025 *
Pass	167	21:15.906 / S	8	3:50.672
Pass	187	25:14.105 / S	9	3:58.199

No 202 DELAFONTAINE Pascal

Pass	30	3:00.458	1	3:00.458 *
Pass	51	5:44.962	2	2:44.504 **
Pass	72	8:31.970	3	2:47.008
Pass	92	10:59.779	4	2:27.809 *
Pass	113	13:24.342	5	2:24.563 *
Pass	134	15:48.432	6	2:24.090 *
Pass	155	18:15.399 / S	7	2:26.967
Pass	175	21:24.074 / S	8	3:08.675
Pass	195	25:21.547 / S	9	3:57.473

No 203 PAN Adriano

Pass	25	2:54.163	1	2:54.163 *
Pass	46	5:40.588	2	2:46.425 **
Pass	67	8:25.099	3	2:44.511 *
Pass	87	10:47.533	4	2:22.434 *
Pass	108	13:05.756	5	2:18.223 *
Pass	129	15:24.712	6	2:18.956
Pass	150	17:46.376 / S	7	2:21.664
Pass	170	21:18.870 / S	8	3:32.494
Pass	190	25:16.942 / S	9	3:58.072

No 204 BRAUCH Thomas

Pass	24	2:52.764	1	2:52.764 *
Pass	45	5:40.050	2	2:47.286 **
Pass	66	8:23.883	3	2:43.833 *

Porsches GT3 Cup Challenge, Sports Cup et Drivers Challenge
 Course Porsche Sports Cup Suisse
 Historique de la course

Lieu	Seq	Temps	Tour	Tps Tour
------	-----	-------	------	----------

No 204 BRAUCH Thomas

Pass	86	10:43.646	4	2:19.763 *
Pass	107	13:02.667	5	2:19.021 *
Pass	128	15:22.286	6	2:19.619
Pass	149	17:43.459 / S	7	2:21.173
Pass	169	21:18.411 / S	8	3:34.952
Pass	189	25:16.309 / S	9	3:57.898

No 205 BAGNOUD Cyrille

Pass	36	3:10.024	1	3:10.024 *
Pass	57	5:53.260	2	2:43.236 **
Pass	78	8:41.216	3	2:47.956
Pass	99	11:15.677	4	2:34.461 *
Pass	120	13:49.762	5	2:34.085 *
Pass	142	16:26.414	6	2:36.652
Pass	162	19:17.207 / S	7	2:50.793
Pass	182	22:07.417 / S	8	2:50.210
Pass	202	25:29.912 / S	9	3:22.495

No 206 MEYSTRE Patrick

Pass	31	3:01.507	1	3:01.507 *
Pass	52	5:45.749	2	2:44.242 **
Pass	73	8:32.913	3	2:47.164
Pass	93	11:01.037	4	2:28.124 *
Pass	114	13:25.546	5	2:24.509 *
Pass	135	15:49.630	6	2:24.084 *
Pass	156	18:16.606 / S	7	2:26.976
Pass	176	21:25.693 / S	8	3:09.087
Pass	196	25:22.073 / S	9	3:56.380

No 207 CARRO Paolo

Pass	26	2:55.485	1	2:55.485 *
Pass	47	5:41.558	2	2:46.073 **
Pass	68	8:26.058	3	2:44.500 *
Pass	88	10:47.946	4	2:21.888 *
Pass	109	13:07.096	5	2:19.150 *
Pass	130	15:26.586	6	2:19.490
Pass	151	17:48.372 / S	7	2:21.786
Pass	171	21:19.633 / S	8	3:31.261
Pass	191	25:17.493 / S	9	3:57.860

No 208 WILLI Stéphane

Pass	32	3:03.254	1	3:03.254 *
Pass	53	5:47.704	2	2:44.450 *
Pass	74	8:34.292	3	2:46.588
Pass	94	11:04.236	4	2:29.944 *
Pass	115	13:28.044	5	2:23.808 *
Pass	136	15:52.949	6	2:24.905
Pass	157	18:20.755 / S	7	2:27.806
Pass	177	21:27.226 / S	8	3:06.471

Lieu	Seq	Temps	Tour	Tps Tour
------	-----	-------	------	----------

Pass	197	25:23.388 / S	9	3:56.162
------	-----	---------------	---	----------

No 209 ZOLIN-MEYER Marco

Pass	22	2:50.876	1	2:50.876 *
Pass	43	5:38.577	2	2:47.701 *
Pass	64	8:22.474	3	2:43.897 *
Pass	95	11:06.384	4	2:43.910
Pass	116	13:36.204	5	2:29.820 *
Pass	137	16:04.364	6	2:28.160 *
Pass	158	18:39.638 / S	7	2:35.274
Pass	178	21:28.682 / S	8	2:49.044
Pass	198	25:25.559 / S	9	3:56.877

No 210 BRUDER Heinz

Pass	20	2:47.821	1	2:47.821 *
Pass	41	5:36.873	2	2:49.052
Pass	62	8:16.640	3	2:39.767 *
Pass	83	10:34.029	4	2:17.389 **
Pass	104	12:49.154	5	2:15.125 **
Pass	125	15:05.400	6	2:16.246
Pass	146	17:25.062 / S	7	2:19.662
Pass	166	21:15.152 / S	8	3:50.090
Pass	186	25:12.596 / S	9	3:57.444

No 220 SMILI Olivier

Pass	33	3:04.963	1	3:04.963 *
Pass	54	5:49.319	2	2:44.356 *
Pass	75	8:36.178	3	2:46.859
Pass	96	11:08.023	4	2:31.845 *
Pass	117	13:39.258	5	2:31.235 *
Pass	138	16:09.194	6	2:29.936 *
Pass	159	18:42.337 / S	7	2:33.143
Pass	179	21:30.712 / S	8	2:48.375
Pass	199	25:26.609 / S	9	3:55.897

No 222 SCAPOZZA Matteo

Pass	27	2:56.748	1	2:56.748 *
Pass	48	5:41.958	2	2:45.210 **
Pass	69	8:27.719	3	2:45.761
Pass	89	10:50.737	4	2:23.018 *
Pass	110	13:11.143	5	2:20.406 *
Pass	131	15:31.535	6	2:20.392 *
Pass	152	17:53.529 / S	7	2:21.994
Pass	172	21:20.195 / S	8	3:26.666
Pass	192	25:18.594 / S	9	3:58.399

No 231 DAENZER Simon

Pass	23	2:51.792	1	2:51.792 *
Pass	44	5:39.286	2	2:47.494 *
Pass	65	8:23.000	3	2:43.714 *
Pass	85	10:41.303	4	2:18.303 *



Porsches GT3 Cup Challenge, Sports Cup et Drivers Challenge
 Course Porsche Sports Cup Suisse
 Historique de la course

Lieu	Seq	Temps	Tour	Tps Tour
------	-----	-------	------	----------

Lieu	Seq	Temps	Tour	Tps Tour
------	-----	-------	------	----------

No 231 DAENZER Simon

Pass	106	12:58.648	5	2:17.345 *
Pass	127	15:16.127	6	2:17.479
Pass	148	17:33.556 / S	7	2:17.429
Pass	168	21:17.436 / S	8	3:43.880
Pass	188	25:15.364 / S	9	3:57.928

No 238 HOLLERWEGER Michael

Pass	28	2:57.766	1	2:57.766*
Pass	49	5:42.778	2	2:45.012**
Pass	70	8:28.358	3	2:45.580
Pass	90	10:52.747	4	2:24.389*
Pass	111	13:14.668	5	2:21.921 *
Pass	132	15:37.284	6	2:22.616
Pass	153	18:02.429 / S	7	2:25.145
Pass	173	21:22.180 / S	8	3:19.751
Pass	193	25:19.773 / S	9	3:57.593


No 242 REGGIANI Ivan

Pass	19	2:47.458	1	2:47.458**
Pass	40	5:36.484	2	2:49.026
Pass	61	8:15.360	3	2:38.876**
Pass	82	10:32.917	4	2:17.557*
Pass	103	12:48.068	5	2:15.151 **
Pass	124	15:03.563	6	2:15.495
Pass	145	17:23.622	7	2:20.059
Pass	165	21:13.937 / S	8	3:50.315
Pass	185	25:11.742 / S	9	3:57.805

No 244 HEGGLIN Peter

Pass	35	3:07.918	1	3:07.918*
Pass	56	5:52.105	2	2:44.187*
Pass	77	8:39.668	3	2:47.563
Pass	98	11:11.608	4	2:31.940*
Pass	119	13:42.916	5	2:31.308*
Pass	140	16:13.388	6	2:30.472 *
Pass	161	18:47.153 / S	7	2:33.765
Pass	181	21:36.223 / S	8	2:49.070
Pass	201	25:28.057 / S	9	3:51.834





PORSCHE SPORTS CUP SUISSE CIRCUIT D' IMOLA 23 et 24 Avril 2016
Porsches GT3 Cup Challenge, Sports Cup et Drivers Challenge
Course de Régularité Porsche Drivers Challenge
 Classement final officiel de la course

Rang	Num	Pilote	Type	Club	Référence	1.Tour	2.Tour	3.Tour	4.Tour	5.Tour	6.Tour	7.Tour	Trs	Tot. Points
1	711	HEINIGER Sonja	997 Turbo	PCZ	2:40.177	2:41.311	2:39.902	2:40.229	2:39.928	2:39.922	2:39.663	2:40.288	7	2590
2	785	AUINGER René	991 GT3 RS	PCZS	2:40.270	2:40.986	2:40.595	2:40.656	2:40.332	2:39.623	2:40.122	2:39.580	7	2974
3	762	BECKER-Fahr Yves	997 GT3	Porsche Suisse A	2:54.457	2:53.840	2:54.867	2:53.214	2:53.906	2:54.531	2:56.117	2:54.728	7	4826
4	763	GAFNER Barbara	997 Turbo	PC Zug	3:02.165	3:04.756	3:02.376	3:01.913	3:00.829	3:01.495	3:02.994	3:00.795	7	7259
5	714	BAHRAMPOORI Salar	991 S	PCH	2:32.727	2:34.553	2:33.587	2:33.389	2:32.079	2:33.697	2:29.857	2:31.931	7	8632
6	765	GAFNER Peter	991 GT3	PC Zug	2:45.847	2:48.197	2:47.538	2:46.158	2:46.047	2:44.933	2:45.554	2:42.504	7	9102
7	766	WAGNER Roland	997 Turbo	PSCZ	2:40.223	2:43.883	2:41.483	2:39.334	2:39.170	2:38.506	2:39.126	2:40.063	7	9836
8	720	PODAK Heinz	968 CS	PCBA	3:02.943	3:04.365	3:04.312	3:02.272	3:04.304	3:03.858	3:01.350	3:00.142	7	10132
9	707	MEISTER Peter	991 GT3	CPR	2:34.405	2:33.413	2:35.872	2:35.031	2:35.775	2:36.783	2:31.994	2:31.970	7	11679
10	722	SCHEER Fritz	997 GT3	PCZ	2:37.526	2:39.587	2:38.653	2:38.093	2:39.740	2:34.823	2:36.484	2:35.308	7	11932
11	702	ANDRASKAY Ede	991 Turbo S	PCZ	2:54.912	2:55.482	2:58.161	2:51.191	2:55.004	2:53.239	2:57.037	2:54.275	7	12067
12	795	HIRSCHMANN Michael	991 GT3 RS	PCZ	2:35.317	2:40.447	2:38.720	2:36.849	2:34.631	2:33.164	2:32.074	2:31.340	7	20124
13	715	PAULI Ándu	991 S	PCH	2:50.507	2:54.526	2:55.614	2:52.172	2:48.203	2:47.001	2:47.468	2:48.566	7	21581

Sous réserve d'éventuelles vérifications techniques en cours ou d'incidents d'ordre sportif

Le président du jury

Heure d'affichage

Le responsable du chronométrage

Yvan Gaillard / Thomas Kohler / Daniel Kuntner

Bob Di Carlo



PORSCHE SPORTS CUP SUISSE CIRCUIT D' IMOLA 23 et 24 Avril 2016
Porsches GT3 Cup Challenge, Sports Cup et Drivers Challenge
Essais Chronométrés Porsche Drivers Challenge
Historique de la séance

Lieu	Seq	Temps	Tour	Tps Tour
------	-----	-------	------	----------

No 702 ANDRASKAY Ede (Rg=10)

Pass	5	3:13.346		
Pass	19	6:05.041	1	2:51.695 *
Pass	31	8:52.918	2	2:47.877 *
Pass	45	11:44.223	3	2:51.305
Pass	58	14:31.327	4	2:47.104 *
Pass	70	17:19.176	5	2:47.849
Pass	82	20:06.458	6	2:47.282
Pass	93	22:57.238	7	2:50.780
Pass	104	25:45.347	8	2:48.109

No 707 MEISTER Peter (Rg=2)

Pass	3	2:58.536		
Pass	15	5:35.181	1	2:36.645 **
Pass	27	8:10.267	2	2:35.086 *
Pass	39	10:44.323	3	2:34.056 *
Pass	51	13:17.847	4	2:33.524 *
Pass	63	15:51.647	5	2:33.800
Pass	74	18:27.591	6	2:35.944
Pass	86	21:01.322	7	2:33.731
Pass	97	23:35.030	8	2:33.708
Pass	107	26:10.011	9	2:34.981

No 711 HEINIGER Sonja (Rg=7)

Pass	4	2:59.739		
Pass	17	5:47.189	1	2:47.450 *
Pass	30	8:38.567	2	2:51.378
Pass	43	11:23.601	3	2:45.034 *
Pass	56	14:09.565	4	2:45.964
Pass	69	16:56.137	5	2:46.572
Pass	80	19:41.478	6	2:45.341
Pass	91	22:26.482	7	2:45.004 *
Pass	101	25:07.274	8	2:40.792 *

No 714 BAHRAMPOORI Salar (Rg=1)

Pass	10	3:39.582		
Pass	37	10:22.924	1	6:43.342 *
Pass	49	13:00.826	2	2:37.902 *
Pass	61	15:36.080	3	2:35.254 *
Pass	73	18:08.287	4	2:32.207 **
Pass	85	20:38.341	5	2:30.054 *
Pass	96	23:07.751	6	2:29.410 *
Pass	102	25:40.345	7	2:32.594

No 715 PAULI Ándu (Rg=9)

Pass	9	3:38.844		
Pass	21	6:27.194	1	2:48.350 *
Pass	33	9:11.230	2	2:44.036 *

Lieu	Seq	Temps	Tour	Tps Tour
------	-----	-------	------	----------

Pass	47	11:59.573	3	2:48.343
Pass	60	14:43.499	4	2:43.926 *
Pass	72	17:30.074	5	2:46.575
Pass	84	20:15.364	6	2:45.290
Pass	95	23:04.690	7	2:49.326
Pass	106	25:49.905	8	2:45.215

No 720 PODAK Heinz (Rg=13)

Pass	14	4:30.174		
Pass	26	7:38.798	1	3:08.624 *
Pass	40	10:45.433	2	3:06.635 *
Pass	54	13:53.173	3	3:07.740
Pass	68	16:55.633	4	3:02.460 *
Pass	81	20:00.621	5	3:04.988

No 722 SCHEER Fritz (Rg=4)

Pass	8	3:37.184		
Pass	20	6:21.297	1	2:44.113 *
Pass	32	9:02.361	2	2:41.064 *
Pass	44	11:42.638	3	2:40.277 *
Pass	57	14:20.576	4	2:37.938 *

No 762 BECKER-Fahr Yves (Rg=11)

Pass	11	4:15.937		
Pass	23	7:15.457	1	2:59.520 *
Pass	35	10:08.936	2	2:53.479 *
Pass	50	13:01.148	3	2:52.212 *
Pass	64	15:54.350	4	2:53.202
Pass	76	18:42.401	5	2:48.051 *
Pass	88	21:30.555	6	2:48.154

No 763 GAFNER Barbara (Rg=12)

Pass	13	4:23.205		
Pass	25	7:24.581	1	3:01.376 *
Pass	38	10:27.343	2	3:02.762
Pass	52	13:29.339	3	3:01.996
Pass	66	16:33.158	4	3:03.819
Pass	78	19:36.075	5	3:02.917
Pass	92	22:39.155	6	3:03.080
Pass	103	25:41.312	7	3:02.157

No 765 GAFNER Peter (Rg=5)

Pass	12	4:20.081		
Pass	24	7:17.389	1	2:57.308 *
Pass	36	10:09.991	2	2:52.602 *
Pass	48	12:53.785	3	2:43.794 *
Pass	62	15:45.306	4	2:51.521
Pass	75	18:35.021	5	2:49.715
Pass	87	21:18.593	6	2:43.572 *

Porsches GT3 Cup Challenge, Sports Cup et Drivers Challenge
 Essais Chronométrés Porsche Drivers Challenge
 Historique de la séance

Lieu	Seq	Temps	Tour	Tps Tour
------	-----	-------	------	----------

Lieu	Seq	Temps	Tour	Tps Tour
------	-----	-------	------	----------

No 765 GAFNER Peter (Rg=5)

Pass	98	24:01.725	7	2:43.132 *
Pass	108	26:41.724	8	2:39.999 *

No 766 WAGNER Roland (Rg=8)

Pass	7	3:36.652		
Pass	22	6:32.021	1	2:55.369 *
Pass	34	9:12.965	2	2:40.944 *
Pass	46	11:57.144	3	2:44.179
Pass	59	14:40.342	4	2:43.198
Pass	71	17:24.982	5	2:44.640
Pass	83	20:12.533	6	2:47.551
Pass	94	23:02.493	7	2:49.960
Pass	105	25:48.615	8	2:46.122


No 785 AUINGER René (Rg=6)

Pass	2	2:58.351		
Pass	16	5:46.215	1	2:47.864 *
Pass	29	8:36.811	2	2:50.596
Pass	42	11:21.414	3	2:44.603 *
Pass	55	14:07.569	4	2:46.155
Pass	67	16:55.291	5	2:47.722
Pass	79	19:40.188	6	2:44.897
Pass	90	22:24.867	7	2:44.679
Pass	100	25:05.034	8	2:40.167 *

No 795 HIRSCHMANN Michael (Rg=3)

Pass	6	3:15.046		
Pass	18	5:54.962	1	2:39.916 *
Pass	28	8:34.691	2	2:39.729 *
Pass	41	11:10.532	3	2:35.841 *
Pass	53	13:48.139	4	2:37.607
Pass	65	16:24.774	5	2:36.635
Pass	77	19:01.556	6	2:36.782
Pass	89	21:37.309	7	2:35.753 *
Pass	99	24:12.550	8	2:35.241 *
Pass	109	26:46.351	9	2:33.801 *





PORSCHE SPORTS CUP SUISSE CIRCUIT D' IMOLA 23 et 24 AVRIL 2016

ENDURANCE

Endurance 100 Miles

Classement final officiel de la course

Rang	Num	Pilote	Club	Team	Group	Type	Tour	Temps	Ecart	Vitesse	Temps	Tour	Vitesse
------	-----	--------	------	------	-------	------	------	-------	-------	---------	-------	------	---------

Groupe 3B

1	210	Bruder Heinz			3b	Cayman GT	31	1:10:48.620	2 Tr	128.946	2:07.638	11	138.457
2	206	Meystre Patrick	CPR	Widbergmotorsport	3b	Cayman GT	31	1:11:08.148	2 Tr	128.356	2:07.628	10	138.468
3	209	Zolin-Meyer Marco / Fach Alex	PSCZ	Fach Auto Tech	3b	Cayman GT	31	1:11:24.676	2 Tr	127.861	2:07.656	19	138.437
4	202	Delafontaine Pascal / Feller Ri	CPR	Widbergmotorsport	3b	Cayman GT	31	1:11:41.109	2 Tr	127.372	2:06.472	10	139.733
5	201	Schmid Eric	CPR	Widbergmotorsport	3b	Cayman GT	31	1:13:09.380	2 Tr	124.811	2:07.532	24	138.572
6	203	Pan Adriano / Bravetti Nicolas	PCTI	Amag First Rennsport	3b	Cayman GT	30	1:10:49.847	3 Tr	124.750	2:10.315	11	135.612
7	205	Bagnoud Cyrille	PC Matt	ANT Performance	3b	Cayman GT	6	15:08.068	27 Tr	116.769	2:21.064	6	125.279

Non-Partants

1	208	Willi Stephane	3 Lacs	Widbergmotorsport	3b	Cayman G C							
---	-----	----------------	--------	-------------------	----	------------	--	--	--	--	--	--	--

Groupe 4C

1	155	Longa Giuliano / Marbot Daniel	PCZ	Amag First Rennsport	4c	911 GT3 R	29	1:11:23.493	4 Tr	119.645	2:15.392	21	130.527
2	157	Humbel Markus / Kerkenmeier	PC Wi	Sportec	4c	991 GT3 R	29	1:11:47.851	4 Tr	118.968	2:15.540	14	130.385

Groupe 5A

1	242	Reggiani Ivan	PCTI	Borradori Motorsport	5a	996 GT3 Cu	32	1:10:45.195	1 Tr	133.213	2:02.481	18	144.286
2	241	Timbal Daniel / Timbal Marco	PCTI	Borradori Motorsport	5a	996 GT3 Cu	31	1:11:15.602	2 Tr	128.132	2:07.530	13	138.574

Non-Partants

1	244	Hegglin Peter	PC Zug		5a	996 GT3 Cu							
---	-----	---------------	--------	--	----	------------	--	--	--	--	--	--	--

Groupe 5B

1	253	De Tomasi Marco	PCTI	Borradori Motorsport	5b	997 GT3 Cu	31	1:09:46.268	2 Tr	130.867	2:03.850	21	142.691
---	-----	-----------------	------	----------------------	----	------------	----	-------------	------	---------	----------	----	---------

Non-Partants

1	255	Sina Sara		Vago Racing	5c	997 GT3 Cu							
---	-----	-----------	--	-------------	----	------------	--	--	--	--	--	--	--

Groupe 5D

1	266	Von Burg Jean Paul	PC M	ANT Performance	5d	991 GT3 Cu	33	1:11:03.357	1:29.65	136.791	1:59.161	28	148.306
2	271	Keller Ernst	PSCZ	Sportec	5d	991 GT3 Cu	33	1:12:29.275	1:55.57	134.088	2:00.823	27	146.266
3	252	Casella Luca	PCTI		5d	991 GT3 Cu	32	1:10:22.028	1 Tr	133.944	2:01.894	27	144.981
4	267	Terrail Rémi	CPGE	ANT Performance	5d	991 GT3 Cu	32	1:10:32.324	1 Tr	133.618	2:02.498	15	144.266
5	265	Schmalz Patrick	CPR	ANT Performance	5d	991 GT3 Cu	32	1:10:57.398	1 Tr	132.831	2:01.959	14	144.904
6	264	Morf Philippe / Widmer Bruno	3 Lacs	Widbergmotorsport	5d	991 GT3 Cu	31	1:09:32.574	2 Tr	131.296	2:03.577	10	143.007

Non-Partants

1	268	Bitschnau Benoit	CPR	ANT Performance	5d	991 GT3 Cu							
2	274	Sacchet Marco	PC GR	ANT Performance	5d	991 GT3 Cu							
3	280	Ditzler Oliver		Avus	5d	991 GT3 Cu							

Groupe 7A

1	284	Ragginger Martin	PC Zug	Fach Auto Tech	7a	991 GT3 Cu	33	1:09:33.702		139.729	1:57.151	26	150.851
2	293	Corradina Andreas / Melnikov I	I	Sportec	7a	991 GT3 Cu	33	1:10:47.651	1:13.94	137.296	1:59.525	16	147.855
3	294	Burkard Gregor / Burkard Ricar		Sportec	7a	991 GT3 Cu	33	1:11:21.539	1:47.83	136.210	2:00.307	14	146.894
4	290	Daum Jürgen / Klein Mickaël	PCZ	Sportec	7a	997 GT3 Cu	31	1:10:19.060	2 Tr	129.849	2:02.142	23	144.687
5	291	Joos Peter	PC Zug	Fach Auto Tech	7a	991 GT3 Cu	31	1:11:29.858	2 Tr	127.706	2:07.188	19	138.947
6	254	Poppy / Di Leo Enrico			7a	997 GT3 Cu	18	40:47.537	15 Tr	129.968	2:00.423	13	146.752



ENDURANCE

Endurance 100 Miles

Classement final officiel de la course

Rang	Num	Pilote	Club	Team	Group	Type	Tour	Temps	Ecart	Vitesse	Temps	Tour	Vitesse
------	-----	--------	------	------	-------	------	------	-------	-------	---------	-------	------	---------

Non-Partants

1	281	Drmic Zeljko / Svepes Dieter		MSR Racing	7a	991 GT3 Cu							
2	282	Hrachowina Alexander / Konrad			7a	991 GT3 Cu							

Non-Partants

1	286	Calderari Enzo / Menotti Philip		Stadler Motorsport	7b	997 GT3 Cu							
---	-----	---------------------------------	--	--------------------	----	------------	--	--	--	--	--	--	--

Non-Partants

1	176	Porret Michel	3 Lacs		7c	997 GT3 R							
---	-----	---------------	--------	--	----	-----------	--	--	--	--	--	--	--

Non-Partants

1	299	Werhmann Hans	Alpenpokal		GTC	997 GT3 Cu							
---	-----	---------------	------------	--	-----	------------	--	--	--	--	--	--	--

Sous réserve d'éventuelles vérifications techniques en cours ou d'incidents d'ordre sportif

N° 201 : 2 MN de pénalité et N° 271 : 1 MN de pénalité pour dépassement sous safety car


Le président du jury

Heure d'affichage

Le responsable du chronométrage

Yvan Gaillard / Thomas Kohler / Daniel Kuntner

Bob Di Carlo



PORSCHE SPORTS CUP SUISSE CIRCUIT D' IMOLA 23 et 24 AVRIL 2016
ENDURANCE
Endurance 100 Miles
 Classement final officiel de la course

Rang	Num	Pilote	Club	Team	Group	Type	Tour	Temps	Ecart	Vitesse	Temps	Tour	Vitesse
1	284	Ragginger Martin	PC Zug	Fach Auto Tech	7a	991 GT3 Cu	33	1:09:33.702		139.729	1:57.151	26	150.851
2	293	Corradina Andreas / Melnikov I	I	Sportec	7a	991 GT3 Cu	33	1:10:47.651	1:13.94	137.296	1:59.525	16	147.855
3	266	Von Burg Jean Paul	PC M	ANT Performance	5d	991 GT3 Cu	33	1:11:03.357	1:29.65	136.791	1:59.161	28	148.306
4	294	Burkard Gregor / Burkard Ricar		Sportec	7a	991 GT3 Cu	33	1:11:21.539	1:47.83	136.210	2:00.307	14	146.894
5	271	Keller Ernst	PSCZ	Sportec	5d	991 GT3 Cu	33	1:12:29.275	1:55.57	134.088	2:00.823	27	146.266
6	252	Casella Luca	PCTI		5d	991 GT3 Cu	32	1:10:22.028	1 Tr	133.944	2:01.894	27	144.981
7	267	Terrail Rémi	CPGE	ANT Performance	5d	991 GT3 Cu	32	1:10:32.324	1 Tr	133.618	2:02.498	15	144.266
8	242	Reggiani Ivan		Borradori Motorsport	5a	996 GT3 Cu	32	1:10:45.195	1 Tr	133.213	2:02.481	18	144.286
9	265	Schmalz Patrick	CPR	ANT Performance	5d	991 GT3 Cu	32	1:10:57.398	1 Tr	132.831	2:01.959	14	144.904
10	264	Morf Philippe / Widmer Bruno	3 Lacs	Widbergmotorsport	5d	991 GT3 Cu	31	1:09:32.574	2 Tr	131.296	2:03.577	10	143.007
11	253	De Tomasi Marco	PCTI	Borradori Motorsport	5b	997 GT3 Cu	31	1:09:46.268	2 Tr	130.867	2:03.850	21	142.691
12	290	Daum Jürgen / Klein Mickaël	PCZ	Sportec	7a	997 GT3 Cu	31	1:10:19.060	2 Tr	129.849	2:02.142	23	144.687
13	210	Bruder Heinz			3b	Cayman GT	31	1:10:48.620	2 Tr	128.946	2:07.638	11	138.457
14	206	Meystre Patrick	CPR	Widbergmotorsport	3b	Cayman GT	31	1:11:08.148	2 Tr	128.356	2:07.628	10	138.468
15	241	Timbal Daniel / Timbal Marco	PCTI	Borradori Motorsport	5a	996 GT3 Cu	31	1:11:15.602	2 Tr	128.132	2:07.530	13	138.574
16	209	Zolin-Meyer Marco / Fach Alex	PSCZ	Fach Auto Tech	3b	Cayman GT	31	1:11:24.676	2 Tr	127.861	2:07.656	19	138.437
17	291	Joos Peter	PC Zug	Fach Auto Tech	7a	991 GT3 Cu	31	1:11:29.858	2 Tr	127.706	2:07.188	19	138.947
18	202	Delafontaine Pascal / Feller Ri	CPR	Widbergmotorsport	3b	Cayman GT	31	1:11:41.109	2 Tr	127.372	2:06.472	10	139.733
19	201	Schmid Eric	CPR	Widbergmotorsport	3b	Cayman GT	31	1:13:09.380	2 Tr	124.811	2:07.532	24	138.572
20	203	Pan Adriano / Bravetti Nicolas	PCTI	Amag First Rennsport	3b	Cayman GT	30	1:10:49.847	3 Tr	124.750	2:10.315	11	135.612
21	155	Longa Giuliano / Marbot Daniel	PCZ	Amag First Rennsport	4c	911 GT3 R	29	1:11:23.493	4 Tr	119.645	2:15.392	21	130.527
22	157	Humbel Markus / Kerkenmeier	PC Wi	Sportec	4c	991 GT3 R	29	1:11:47.851	4 Tr	118.968	2:15.540	14	130.385
23	254	Poppy / Di Leo Enrico			7a	997 GT3 Cu	18	40:47.537	15 Tr	129.968	2:00.423	13	146.752
24	205	Bagnoud Cyrille	PC Matt	ANT Performance	3b	Cayman GT	6	15:08.068	27 Tr	116.769	2:21.064	6	125.279

Non-Partants

176	Porret Michel	3 Lacs		7c	997 GT3 R								
208	Willi Stephane	3 Lacs	Widbergmotorsport	3b	Cayman G C								
244	Hegglin Peter	PC Zug		5a	996 GT3 Cu								
255	Sina Sara		Vago Racing	5c	997 GT3 Cu								
268	Bitschnau Benoit	CPR	ANT Performance	5d	991 GT3 Cu								
274	Sacchet Marco	PC GR	ANT Performance	5d	991 GT3 Cu								
280	Ditzler Oliver		Avus	5d	991 GT3 Cu								
281	Drmic Zeljko / Svepes Dieter		MSR Racing	7a	991 GT3 Cu								
282	Hrachowina Alexander / Konrad			7a	991 GT3 Cu								
286	Calderari Enzo / Menotti Philip		Stadler Motorsport	7b	997 GT3 Cu								
299	Werhmann Hans	Alpenpokal		GTC	997 GT3 Cu								

Meilleur tour: No 284 Ragginger Martin 1:57.151 150.851 Km/h

Sous réserve d'éventuelles vérifications techniques en cours ou d'incidents d'ordre sportif

N° 201 : 2 MN de pénalité et N° 271 : 1 MN de pénalité pour dépassement sous safety car

Le président du jury

Heure d'affichage

Le responsable du chronométrage

Yvan Gaillard / Thomas Kohler / Daniel Kuntner

Bob Di Carlo



PORSCHE SPORTS CUP SUISSE CIRCUIT D' IMOLA 23 et 24 AVRIL 2016

ENDURANCE

Endurance 100 Miles

Historique de la course

Lieu	Seq	Temps	Tour	Tps Tour
------	-----	-------	------	----------

No 155 Longa Giuliano / Marbot Daniel

Pass	26	2:52.344	1	2:52.344 *
Pass	50	5:27.741	2	2:35.397 *
Pass	74	8:03.064	3	2:35.323 *
Pass	98	10:27.589	4	2:24.525 *
Pass	122	12:49.797	5	2:22.208 *
Pass	146	15:11.146	6	2:21.349 *
Pass	170	17:32.737	7	2:21.591
Pass	197	19:55.882	8	2:23.145
Pass	222	22:15.611	9	2:19.729 *
Pass	249	24:36.898	10	2:21.287
Pass	274	26:56.888	11	2:19.990
Pass	298	29:16.472	12	2:19.584 *
In	343	34:08.186	13	4:51.714
Pass	370	36:49.052	14	2:40.866
Pass	391	39:08.048	15	2:18.996 *
Pass	410	41:24.139	16	2:16.091 *
Pass	430	43:43.164	17	2:19.025
Pass	452	45:58.727	18	2:15.563 *
Pass	474	48:14.644	19	2:15.917
Pass	497	50:32.741	20	2:18.097
Pass	521	52:48.133	21	2:15.392 *
Pass	544	55:03.729	22	2:15.596
Pass	567	57:19.854	23	2:16.125
Pass	590	59:35.502	24	2:15.648
Pass	613	1:01:51.689	25	2:16.187
Pass	639	1:04:11.328	26	2:19.639
Pass	663	1:06:34.295	27	2:22.967
Pass	687	1:08:58.814	28	2:24.519
Pass	713	1:11:23.493	29	2:24.679

No 157 Humbel Markus / Kerkenmeier Stefan

Pass	27	2:53.373	1	2:53.373 *
Pass	51	5:28.420	2	2:35.047 *
Pass	75	8:03.773	3	2:35.353
Pass	99	10:28.320	4	2:24.547 *
Pass	123	12:50.231	5	2:21.911 *
Pass	147	15:11.812	6	2:21.581 *
Pass	171	17:34.181	7	2:22.369
Pass	198	19:57.585	8	2:23.404
Pass	226	22:18.737	9	2:21.152 *
Pass	250	24:37.480	10	2:18.743 *
Pass	273	26:55.436	11	2:17.956 *
Pass	296	29:12.972	12	2:17.536 *
Pass	317	31:30.404	13	2:17.432 *
Pass	339	33:45.944	14	2:15.540 *
In	380	38:28.078	15	4:42.134
Pass	407	41:07.246	16	2:39.168

Lieu	Seq	Temps	Tour	Tps Tour
------	-----	-------	------	----------

Pass	429	43:36.462	17	2:29.216
Pass	451	45:58.035	18	2:21.573
Pass	475	48:18.302	19	2:20.267
Pass	499	50:38.189	20	2:19.887
Pass	523	52:57.236	21	2:19.047
Pass	547	55:16.559	22	2:19.323
Pass	570	57:34.023	23	2:17.464
Pass	592	59:50.861	24	2:16.838
Pass	619	1:02:10.906	25	2:20.045
Pass	642	1:04:31.877	26	2:20.971
Pass	669	1:06:55.986	27	2:24.109
Pass	694	1:09:21.666	28	2:25.680
Pass	718	1:11:47.851	29	2:26.185

No 176 Porret Michel

--	--	--	--	--

No 201 Schmid Eric

Pass	25	2:49.605	1	2:49.605 *
Pass	49	5:26.136	2	2:36.531 *
Pass	72	8:01.181	3	2:35.045 *
Pass	95	10:11.994	4	2:10.813 *
Pass	117	12:22.712	5	2:10.718 *
Pass	140	14:33.331	6	2:10.619 *
Pass	163	16:42.565	7	2:09.234 *
Pass	186	18:51.648	8	2:09.083 *
Pass	209	21:00.263	9	2:08.615 *
Pass	232	23:09.846	10	2:09.583
Pass	255	25:19.437	11	2:09.591
Pass	279	27:30.208	12	2:10.771
In	323	32:05.631	13	4:35.423
Pass	347	34:27.084	14	2:21.453
Pass	364	36:38.001	15	2:10.917
Pass	385	38:45.785	16	2:07.784 *
Pass	403	40:57.191	17	2:11.406
Pass	420	43:06.972	18	2:09.781
Pass	441	45:16.840	19	2:09.868
Pass	464	47:27.249	20	2:10.409
Pass	487	49:36.382	21	2:09.133
Pass	512	51:47.653	22	2:11.271
Pass	535	53:56.225	23	2:08.572
Pass	558	56:03.757	24	2:07.532 *
Pass	580	58:12.371	25	2:08.614
Pass	602	1:00:22.560	26	2:10.189
Pass	623	1:02:32.919	27	2:10.359
Pass	647	1:04:42.717	28	2:09.798
Pass	668	1:06:51.356	29	2:08.639
Pass	690	1:08:59.939	30	2:08.583
Pass	710	1:11:09.380	31	2:09.441

ENDURANCE

Endurance 100 Miles

Historique de la course

Lieu	Seq	Temps	Tour	Tps Tour
------	-----	-------	------	----------

No 202 Delafontaine Pascal / Feller Richard

Pass	16	2:37.042	1	2:37.042*
Pass	40	5:15.819	2	2:38.777
Pass	64	7:49.735	3	2:33.916*
Pass	87	9:58.078	4	2:08.343*
Pass	111	12:04.911	5	2:06.833*
Pass	135	14:11.669	6	2:06.758*
Pass	159	16:18.521	7	2:06.852
Pass	183	18:27.150	8	2:08.629
Pass	206	20:33.803	9	2:06.653*
Pass	229	22:40.275	10	2:06.472*
Pass	252	24:51.198	11	2:10.923
Pass	275	26:57.874	12	2:06.676
Pass	295	29:05.969	13	2:08.095
Pass	315	31:14.093	14	2:08.124
Pass	336	33:21.313	15	2:07.220
Pass	356	35:28.720	16	2:07.407
Pass	375	37:36.451	17	2:07.731
Pass	394	39:44.407	18	2:07.956
In	433	44:20.387	19	4:35.980
Pass	459	46:51.769	20	2:31.382
Pass	482	49:07.618	21	2:15.849
Pass	504	51:21.505	22	2:13.887
Pass	528	53:37.466	23	2:15.961
Pass	552	55:52.338	24	2:14.872
Pass	576	58:06.433	25	2:14.095
Pass	601	1:00:21.924	26	2:15.491
Pass	624	1:02:35.042	27	2:13.118
Pass	650	1:04:53.042	28	2:18.000
Pass	672	1:07:07.596	29	2:14.554
Pass	696	1:09:23.870	30	2:16.274
Pass	717	1:11:41.109	31	2:17.239

No 203 Pan Adriano / Bravetti Nicolas

Pass	22	2:44.939	1	2:44.939*
Pass	46	5:23.438	2	2:38.499*
Pass	70	7:58.007	3	2:34.569*
Pass	94	10:11.813	4	2:13.806*
Pass	119	12:25.168	5	2:13.355*
Pass	143	14:37.637	6	2:12.469*
Pass	167	16:50.018	7	2:12.381*
Pass	190	19:01.625	8	2:11.607*
Pass	214	21:14.191	9	2:12.566
Pass	238	23:25.707	10	2:11.516*
Pass	261	25:36.022	11	2:10.315*
Pass	284	27:47.916	12	2:11.894
Pass	306	29:58.561	13	2:10.645
Pass	324	32:09.221	14	2:10.660
In	369	36:45.489	15	4:36.268
Pass	392	39:21.762	16	2:36.273

Lieu	Seq	Temps	Tour	Tps Tour
------	-----	-------	------	----------

Pass	413	41:37.817	17	2:16.055
Pass	431	43:53.603	18	2:15.786
Pass	454	46:09.666	19	2:16.063
Pass	476	48:25.259	20	2:15.593
Pass	500	50:40.524	21	2:15.265
Pass	524	52:57.462	22	2:16.938
Pass	546	55:12.583	23	2:15.121
Pass	568	57:25.760	24	2:13.177
Pass	591	59:38.855	25	2:13.095
Pass	612	1:01:51.100	26	2:12.245
Pass	636	1:04:05.081	27	2:13.981
Pass	660	1:06:18.291	28	2:13.210
Pass	682	1:08:33.235	29	2:14.944
Pass	706	1:10:49.847	30	2:16.612

No 205 Bagnoud Cyrille

Pass	24	2:49.483	1	2:49.483*
Pass	48	5:25.993	2	2:36.510*
Pass	73	8:01.579	3	2:35.586*
Pass	97	10:25.021	4	2:23.442*
Pass	121	12:47.004	5	2:21.983*
Pass	145	15:08.068	6	2:21.064*

No 206 Meystre Patrick

Pass	23	2:45.803	1	2:45.803*
Pass	47	5:23.982	2	2:38.179*
Pass	71	7:58.595	3	2:34.613*
Pass	96	10:13.831	4	2:15.236*
Pass	120	12:27.552	5	2:13.721*
Pass	144	14:39.368	6	2:11.816*
Pass	168	16:50.122	7	2:10.754*
Pass	191	19:01.715	8	2:11.593
Pass	213	21:12.694	9	2:10.979
Pass	236	23:20.322	10	2:07.628*
Pass	260	25:30.109	11	2:09.787
In	307	30:00.701	12	4:30.592
Pass	327	32:22.525	13	2:21.824
Pass	348	34:30.888	14	2:08.363
Pass	366	36:41.757	15	2:10.869
Pass	388	38:50.404	16	2:08.647
Pass	404	40:58.703	17	2:08.299
Pass	421	43:07.816	18	2:09.113
Pass	442	45:16.961	19	2:09.145
Pass	463	47:25.917	20	2:08.956
Pass	485	49:33.566	21	2:07.649
Pass	510	51:45.058	22	2:11.492
Pass	534	53:54.253	23	2:09.195
Pass	556	56:02.284	24	2:08.031
Pass	579	58:10.922	25	2:08.638
Pass	600	1:00:20.206	26	2:09.284
Pass	622	1:02:28.239	27	2:08.033

ENDURANCE
Endurance 100 Miles
Historique de la course

Lieu	Seq	Temps	Tour	Tps Tour
------	-----	-------	------	----------

No 206 Meystre Patrick

Pass	644	1:04:36.461	28	2:08.222
Pass	667	1:06:50.498	29	2:14.037
Pass	689	1:08:59.568	30	2:09.070
Pass	709	1:11:08.148	31	2:08.580

No 208 Willi Stephane

--	--	--	--	--

No 209 Zolin-Meyer Marco / Fach Alex

Pass	21	2:43.425	1	2:43.425 *
Pass	45	5:22.407	2	2:38.982 *
Pass	69	7:56.128	3	2:33.721 *
Pass	93	10:10.425	4	2:14.297 *
Pass	118	12:23.227	5	2:12.802 *
Pass	142	14:35.400	6	2:12.173 *
Pass	165	16:45.690	7	2:10.290 *
Pass	188	18:54.873	8	2:09.183 *
Pass	211	21:03.533	9	2:08.660 *
Pass	234	23:12.181	10	2:08.648 *
Pass	258	25:22.007	11	2:09.826
Pass	281	27:31.147	12	2:09.140
Pass	302	29:41.717	13	2:10.570
Pass	321	31:51.701	14	2:09.984
Pass	341	34:01.420	15	2:09.719
Pass	360	36:10.846	16	2:09.426
In	400	40:50.624	17	4:39.778
Pass	423	43:14.176	18	2:23.552
Pass	443	45:21.832	19	2:07.656 *
Pass	465	47:30.705	20	2:08.873
Pass	490	49:42.266	21	2:11.561
Pass	514	51:52.335	22	2:10.069
Pass	537	54:02.315	23	2:09.980
Pass	559	56:10.856	24	2:08.541
Pass	581	58:19.197	25	2:08.341
Pass	603	1:00:28.385	26	2:09.188
Pass	626	1:02:36.951	27	2:08.566
Pass	648	1:04:47.982	28	2:11.031
Pass	670	1:06:57.905	29	2:09.923
Pass	691	1:09:09.670	30	2:11.765
Pass	714	1:11:24.676	31	2:15.006

No 210 Bruder Heinz

Pass	20	2:42.727	1	2:42.727 *
Pass	44	5:21.541	2	2:38.814 *
Pass	68	7:55.523	3	2:33.982 *
Pass	90	10:06.991	4	2:11.468 *
Pass	114	12:17.054	5	2:10.063 *
Pass	138	14:26.404	6	2:09.350 *

Lieu	Seq	Temps	Tour	Tps Tour
------	-----	-------	------	----------

Pass	161	16:36.140	7	2:09.736
Pass	184	18:43.796	8	2:07.656 *
Pass	207	20:51.927	9	2:08.131
Pass	230	23:00.805	10	2:08.878
Pass	254	25:08.443	11	2:07.638 *
Pass	277	27:16.736	12	2:08.293
Pass	300	29:26.587	13	2:09.851
Pass	318	31:35.461	14	2:08.874
Pass	338	33:44.225	15	2:08.764
Pass	359	35:53.800	16	2:09.575
Pass	378	38:02.478	17	2:08.678
Pass	396	40:11.551	18	2:09.073
In	437	44:40.396	19	4:28.845
Pass	461	47:04.267	20	2:23.871
Pass	483	49:13.200	21	2:08.933
Pass	505	51:21.865	22	2:08.665
Pass	526	53:30.032	23	2:08.167
Pass	549	55:39.025	24	2:08.993
Pass	571	57:46.995	25	2:07.970
Pass	595	59:56.563	26	2:09.568
Pass	617	1:02:05.410	27	2:08.847
Pass	640	1:04:15.779	28	2:10.369
Pass	661	1:06:25.398	29	2:09.619
Pass	683	1:08:35.092	30	2:09.694
Pass	705	1:10:48.620	31	2:13.528

No 241 Timbal Daniel / Timbal Marco

Pass	19	2:41.750	1	2:41.750 *
Pass	43	5:20.131	2	2:38.381 *
Pass	67	7:54.836	3	2:34.705 *
Pass	92	10:09.918	4	2:15.082 *
Pass	116	12:21.833	5	2:11.915 *
Pass	141	14:34.457	6	2:12.624
Pass	164	16:44.320	7	2:09.863 *
Pass	187	18:53.790	8	2:09.470 *
Pass	210	21:02.374	9	2:08.584 *
Pass	233	23:11.036	10	2:08.662
Pass	256	25:19.739	11	2:08.703
Pass	280	27:30.463	12	2:10.724
Pass	301	29:37.993	13	2:07.530 *
Pass	319	31:46.035	14	2:08.042
In	361	36:20.099	15	4:34.064
Pass	383	38:43.882	16	2:23.783
Pass	402	40:55.232	17	2:11.350
Pass	419	43:03.142	18	2:07.910
Pass	440	45:12.536	19	2:09.394
Pass	462	47:21.310	20	2:08.774
Pass	484	49:30.227	21	2:08.917
Pass	508	51:39.872	22	2:09.645
Pass	531	53:50.204	23	2:10.332
Pass	555	56:00.574	24	2:10.370
Pass	578	58:08.869	25	2:08.295



ENDURANCE

Endurance 100 Miles

Historique de la course

Lieu	Seq	Temps	Tour	Tps Tour
No 241 Timbal Daniel / Timbal Marco				
Pass	599	1:00:17.738	26	2:08.869
Pass	621	1:02:27.110	27	2:09.372
Pass	643	1:04:35.543	28	2:08.433
Pass	666	1:06:47.313	29	2:11.770
Pass	688	1:08:59.552	30	2:12.239
Pass	711	1:11:15.602	31	2:16.050

Lieu	Seq	Temps	Tour	Tps Tour
No 242 Reggiani Ivan				
Pass	14	2:34.354	1	2:34.354 *
Pass	38	5:13.746	2	2:39.392
Pass	62	7:46.250	3	2:32.504 *
Pass	86	9:54.776	4	2:08.526 *
Pass	110	12:00.901	5	2:06.125 *
Pass	134	14:05.908	6	2:05.007 *
Pass	158	16:10.583	7	2:04.675 *
Pass	181	18:13.806	8	2:03.223 *
Pass	204	20:16.882	9	2:03.076 *
Pass	227	22:19.791	10	2:02.909 *
Pass	248	24:23.235	11	2:03.444
Pass	271	26:26.061	12	2:02.826 *
Pass	293	28:28.848	13	2:02.787 *
Pass	312	30:32.151	14	2:03.303
Pass	332	32:35.862	15	2:03.711
Pass	351	34:38.926	16	2:03.064
Pass	367	36:43.523	17	2:04.597
Pass	386	38:46.004	18	2:02.481 *
In	422	43:12.681	19	4:26.677
Pass	446	45:29.268	20	2:16.587
Pass	467	47:31.781	21	2:02.513
Pass	486	49:35.807	22	2:04.026
Pass	506	51:39.354	23	2:03.547
Pass	529	53:43.401	24	2:04.047
Pass	550	55:47.604	25	2:04.203
Pass	573	57:51.575	26	2:03.971
Pass	594	59:55.557	27	2:03.982
Pass	615	1:01:58.988	28	2:03.431
Pass	635	1:04:05.056	29	2:06.068
Pass	658	1:06:13.672	30	2:08.616
Pass	681	1:08:24.461	31	2:10.789
Pass	703	1:10:45.195	32	2:20.734

Lieu	Seq	Temps	Tour	Tps Tour
No 244 Hegglin Peter				

Lieu	Seq	Temps	Tour	Tps Tour
No 252 Casella Luca				
Pass	12	2:31.322	1	2:31.322 *
Pass	36	5:11.510	2	2:40.188
Pass	60	7:43.608	3	2:32.098

Lieu	Seq	Temps	Tour	Tps Tour
Pass	84	9:51.979	4	2:08.371 *
Pass	108	11:58.538	5	2:06.559 *
Pass	132	14:03.032	6	2:04.494 *
Pass	156	16:07.506	7	2:04.474 *
Pass	179	18:10.630	8	2:03.124 *
Pass	202	20:13.954	9	2:03.324
Pass	224	22:17.312	10	2:03.358
Pass	246	24:20.793	11	2:03.481
Pass	268	26:23.497	12	2:02.704 *
Pass	290	28:25.576	13	2:02.079 *
Pass	310	30:28.964	14	2:03.388
Pass	330	32:32.177	15	2:03.213
In	372	37:04.418	16	4:32.241
Pass	393	39:22.492	17	2:18.074
Pass	411	41:26.193	18	2:03.701
Pass	426	43:30.147	19	2:03.954
Pass	448	45:33.007	20	2:02.860
Pass	469	47:36.989	21	2:03.982
Pass	491	49:43.032	22	2:06.043
Pass	511	51:47.085	23	2:04.053
Pass	532	53:51.466	24	2:04.381
Pass	553	55:54.855	25	2:03.389
Pass	574	57:57.964	26	2:03.109
Pass	596	59:59.858	27	2:01.894 *
Pass	616	1:02:02.748	28	2:02.890
Pass	637	1:04:05.573	29	2:02.825
Pass	657	1:06:10.298	30	2:04.725
Pass	679	1:08:15.720	31	2:05.422
Pass	701	1:10:22.028	32	2:06.308

Lieu	Seq	Temps	Tour	Tps Tour
No 253 De Tomasi Marco				
Pass	15	2:36.040	1	2:36.040 *
Pass	39	5:15.200	2	2:39.160
Pass	63	7:48.832	3	2:33.632 *
Pass	89	10:02.239	4	2:13.407 *
Pass	113	12:14.527	5	2:12.288 *
Pass	137	14:25.181	6	2:10.654 *
Pass	162	16:38.718	7	2:13.537
Pass	185	18:46.435	8	2:07.717 *
Pass	208	20:55.094	9	2:08.659
Pass	231	23:02.377	10	2:07.283 *
Pass	253	25:08.290	11	2:05.913 *
Pass	276	27:13.148	12	2:04.858 *
Pass	299	29:19.694	13	2:06.546
Pass	316	31:27.195	14	2:07.501
Pass	337	33:32.402	15	2:05.207
Pass	357	35:36.764	16	2:04.362 *
Pass	376	37:41.045	17	2:04.281 *
In	415	42:06.889	18	4:25.844
Pass	436	44:27.704	19	2:20.815
Pass	456	46:32.030	20	2:04.326
Pass	478	48:35.880	21	2:03.850 *



ENDURANCE
Endurance 100 Miles
Historique de la course

Lieu	Seq	Temps	Tour	Tps Tour
No 253 De Tomasi Marco				
Pass	501	50:41.883	22	2:06.003
Pass	520	52:47.908	23	2:06.025
Pass	542	54:52.490	24	2:04.582
Pass	564	56:57.033	25	2:04.543
Pass	587	59:04.646	26	2:07.613
Pass	609	1:01:09.959	27	2:05.313
Pass	632	1:03:17.027	28	2:07.068
Pass	654	1:05:24.803	29	2:07.776
Pass	677	1:07:35.264	30	2:10.461
Pass	699	1:09:46.268	31	2:11.004

Lieu	Seq	Temps	Tour	Tps Tour
No 254 Poppy / Di Leo Enrico				
Pass	8	2:28.002	1	2:28.002 *
Pass	32	5:07.943	2	2:39.941
Pass	56	7:38.695	3	2:30.752
Pass	80	9:41.329	4	2:02.634 *
Pass	104	11:43.052	5	2:01.723 *
Pass	127	13:44.161	6	2:01.109 *
Pass	153	16:02.090	7	2:17.929
Pass	176	18:03.432	8	2:01.342
Pass	199	20:04.409	9	2:00.977 *
Pass	220	22:06.707	10	2:02.298
Pass	243	24:07.627	11	2:00.920 *
Pass	266	26:08.421	12	2:00.794 *
Pass	288	28:08.844	13	2:00.423 *
Pass	308	30:09.391	14	2:00.547
Pass	326	32:10.058	15	2:00.667
Pass	344	34:11.440	16	2:01.382
In	381	38:31.159	17	4:19.719
Pass	399	40:47.537	18	2:16.378

Lieu	Seq	Temps	Tour	Tps Tour
No 255 Sina Sara				

Lieu	Seq	Temps	Tour	Tps Tour
No 264 Morf Philippe / Widmer Bruno				
Pass	17	2:37.748	1	2:37.748 *
Pass	41	5:16.810	2	2:39.062
Pass	65	7:50.564	3	2:33.754 *
Pass	88	9:59.386	4	2:08.822 *
Pass	112	12:07.413	5	2:08.027 *
Pass	136	14:13.840	6	2:06.427 *
Pass	160	16:20.080	7	2:06.240 *
Pass	182	18:25.439	8	2:05.359 *
Pass	205	20:29.541	9	2:04.102 *
Pass	228	22:33.118	10	2:03.577 *
Pass	251	24:37.815	11	2:04.697
Pass	272	26:43.101	12	2:05.286
Pass	294	28:47.534	13	2:04.433

Lieu	Seq	Temps	Tour	Tps Tour
Pass	313	30:52.127	14	2:04.593
Pass	333	32:56.317	15	2:04.190
Pass	353	35:00.608	16	2:04.291
Pass	371	37:04.679	17	2:04.071
In	414	41:39.675	18	4:34.996
Pass	432	44:00.355	19	2:20.680
Pass	453	46:06.994	20	2:06.639
Pass	473	48:14.499	21	2:07.505
Pass	495	50:22.686	22	2:08.187
Pass	517	52:30.365	23	2:07.679
Pass	539	54:36.053	24	2:05.688
Pass	563	56:42.519	25	2:06.466
Pass	585	58:47.484	26	2:04.965
Pass	607	1:00:52.120	27	2:04.636
Pass	629	1:02:58.535	28	2:06.415
Pass	651	1:05:07.237	29	2:08.702
Pass	675	1:07:18.034	30	2:10.797
Pass	697	1:09:32.574	31	2:14.540

Lieu	Seq	Temps	Tour	Tps Tour
No 265 Schmalz Patrick				
Pass	11	2:30.706	1	2:30.706 *
Pass	35	5:10.926	2	2:40.220
Pass	59	7:42.115	3	2:31.189
Pass	82	9:48.664	4	2:06.549 *
Pass	106	11:54.712	5	2:06.048 *
Pass	130	13:59.128	6	2:04.416 *
Pass	154	16:04.494	7	2:05.366
Pass	177	18:08.016	8	2:03.522 *
Pass	200	20:11.493	9	2:03.477 *
Pass	221	22:15.188	10	2:03.695
Pass	244	24:17.956	11	2:02.768 *
Pass	267	26:20.516	12	2:02.560 *
Pass	289	28:23.041	13	2:02.525 *
Pass	309	30:25.000	14	2:01.959 *
Pass	329	32:27.794	15	2:02.794
Pass	349	34:31.036	16	2:03.242
Pass	363	36:36.072	17	2:05.036
In	406	41:06.160	18	4:30.088
Pass	425	43:26.756	19	2:20.596
Pass	447	45:29.699	20	2:02.943
Pass	468	47:32.236	21	2:02.537
Pass	494	49:53.610	22	2:21.374
Pass	516	51:56.034	23	2:02.424
Pass	536	54:00.716	24	2:04.682
Pass	557	56:03.293	25	2:02.577
Pass	577	58:07.242	26	2:03.949
Pass	598	1:00:11.001	27	2:03.759
Pass	620	1:02:15.869	28	2:04.868
Pass	641	1:04:22.590	29	2:06.721
Pass	662	1:06:29.961	30	2:07.371
Pass	685	1:08:40.883	31	2:10.922
Pass	707	1:10:57.398	32	2:16.515



ENDURANCE
Endurance 100 Miles
Historique de la course

Lieu	Seq	Temps	Tour	Tps Tour
No 266 Von Burg Jean Paul				
Pass	6	2:26.941	1	2:26.941 *
Pass	30	5:06.721	2	2:39.780
Pass	54	7:37.244	3	2:30.523
Pass	78	9:39.772	4	2:02.528 *
Pass	102	11:41.421	5	2:01.649 *
Pass	126	13:42.374	6	2:00.953 *
Pass	150	15:43.086	7	2:00.712 *
Pass	173	17:44.281	8	2:01.195
Pass	194	19:45.691	9	2:01.410
Pass	217	21:47.180	10	2:01.489
Pass	240	23:47.712	11	2:00.532 *
Pass	263	25:48.013	12	2:00.301 *
Pass	285	27:48.431	13	2:00.418
Pass	304	29:49.030	14	2:00.599
Pass	320	31:49.434	15	2:00.404
Pass	340	33:50.295	16	2:00.861
Pass	358	35:53.062	17	2:02.767
Pass	377	37:54.146	18	2:01.084
Pass	395	39:54.850	19	2:00.704
In	434	44:20.637	20	4:25.787
Pass	457	46:37.069	21	2:16.432
Pass	479	48:36.797	22	1:59.728 *
Pass	498	50:37.342	23	2:00.545
Pass	519	52:37.291	24	1:59.949
Pass	541	54:37.721	25	2:00.430
Pass	562	56:37.635	26	1:59.914
Pass	583	58:36.883	27	1:59.248 *
Pass	605	1:00:36.044	28	1:59.161 *
Pass	625	1:02:36.360	29	2:00.316
Pass	645	1:04:36.761	30	2:00.401
Pass	664	1:06:37.600	31	2:00.839
Pass	684	1:08:39.041	32	2:01.441
Pass	708	1:11:03.357	33	2:24.316

Lieu	Seq	Temps	Tour	Tps Tour
No 267 Terrail Rémi				
Pass	13	2:32.342	1	2:32.342 *
Pass	37	5:12.244	2	2:39.902
Pass	61	7:45.557	3	2:33.313
Pass	85	9:52.301	4	2:06.744 *
Pass	109	11:58.831	5	2:06.530 *
Pass	133	14:03.611	6	2:04.780 *
Pass	157	16:08.332	7	2:04.721 *
Pass	180	18:11.388	8	2:03.056 *
Pass	203	20:14.571	9	2:03.183
Pass	225	22:18.161	10	2:03.590
Pass	247	24:22.103	11	2:03.942
Pass	270	26:25.044	12	2:02.941 *
Pass	292	28:27.932	13	2:02.888 *
Pass	311	30:30.482	14	2:02.550 *

Lieu	Seq	Temps	Tour	Tps Tour
Pass	331	32:32.980	15	2:02.498 *
Pass	350	34:36.883	16	2:03.903
In	390	39:07.448	17	4:30.565
Pass	412	41:28.445	18	2:20.997
Pass	428	43:32.067	19	2:03.622
Pass	450	45:35.032	20	2:02.965
Pass	471	47:38.588	21	2:03.556
Pass	493	49:44.413	22	2:05.825
Pass	513	51:47.707	23	2:03.294
Pass	533	53:52.063	24	2:04.356
Pass	554	55:56.090	25	2:04.027
Pass	575	57:59.214	26	2:03.124
Pass	597	1:00:02.166	27	2:02.952
Pass	618	1:02:05.816	28	2:03.650
Pass	638	1:04:10.691	29	2:04.875
Pass	659	1:06:15.888	30	2:05.197
Pass	680	1:08:22.373	31	2:06.485
Pass	702	1:10:32.324	32	2:09.951

Lieu	Seq	Temps	Tour	Tps Tour
No 268 Bitschnau Benoit				

Lieu	Seq	Temps	Tour	Tps Tour
No 271 Keller Ernst				
Pass	10	2:30.059	1	2:30.059 *
Pass	34	5:10.196	2	2:40.137
Pass	57	7:40.957	3	2:30.761
Pass	81	9:42.408	4	2:01.451 *
Pass	105	11:43.925	5	2:01.517
Pass	129	13:45.959	6	2:02.034
Pass	152	15:47.836	7	2:01.877
Pass	175	17:49.768	8	2:01.932
Pass	196	19:51.954	9	2:02.186
Pass	219	21:54.083	10	2:02.129
Pass	242	23:56.791	11	2:02.708
Pass	265	25:59.027	12	2:02.236
Pass	287	28:00.769	13	2:01.742
In	328	32:23.404	14	4:22.635
Pass	352	34:39.120	15	2:15.716
Pass	368	36:44.674	16	2:05.554
Pass	387	38:46.201	17	2:01.527
Pass	401	40:52.193	18	2:05.992
Pass	418	42:54.029	19	2:01.836
Pass	439	44:55.439	20	2:01.410 *
Pass	460	46:57.454	21	2:02.015
Pass	481	48:58.996	22	2:01.542
Pass	503	51:01.422	23	2:02.426
Pass	525	53:03.138	24	2:01.716
Pass	545	55:06.291	25	2:03.153
Pass	566	57:08.477	26	2:02.186
Pass	588	59:09.300	27	2:00.823 *
Pass	610	1:01:10.239	28	2:00.939



ENDURANCE
 Endurance 100 Miles
 Historique de la course

Lieu	Seq	Temps	Tour	Tps Tour
No 271 Keller Ernst				
Pass	631	1:03:12.576	29	2:02.337
Pass	653	1:05:15.040	30	2:02.464
Pass	674	1:07:17.723	31	2:02.683
Pass	695	1:09:22.485	32	2:04.762
Pass	715	1:11:29.275	33	2:06.790

Lieu	Seq	Temps	Tour	Tps Tour
No 274 Sacchet Marco				

Lieu	Seq	Temps	Tour	Tps Tour
No 280 Ditzler Oliver				

Lieu	Seq	Temps	Tour	Tps Tour
No 281 Drmic Zeljko / Svepes Dieter				

Lieu	Seq	Temps	Tour	Tps Tour
No 282 Hrachowina Alexander / Konrad				

Lieu	Seq	Temps	Tour	Tps Tour
No 284 Ragginger Martin				
Pass	5	2:26.321	1	2:26.321 *
Pass	29	5:06.018	2	2:39.697
Pass	53	7:36.357	3	2:30.339
Pass	76	9:36.441	4	2:00.084 **
Pass	100	11:34.696	5	1:58.255 *
Pass	124	13:32.405	6	1:57.709 *
Pass	148	15:29.865	7	1:57.460 *
Pass	169	17:28.491	8	1:58.626
Pass	192	19:25.903	9	1:57.412 *
Pass	215	21:23.280	10	1:57.377 *
Pass	237	23:20.755	11	1:57.475
Pass	257	25:19.951	12	1:59.196
Pass	278	27:17.463	13	1:57.512
Pass	297	29:15.620	14	1:58.157
Pass	314	31:13.811	15	1:58.191
Pass	335	33:11.186	16	1:57.375 *
Pass	354	35:08.405	17	1:57.219 *
Pass	373	37:05.741	18	1:57.336
Pass	389	39:05.807	19	2:00.066
Pass	405	41:03.598	20	1:57.791
In	445	45:26.304	21	4:22.706
Pass	472	47:39.720	22	2:13.416
Pass	489	49:41.431	23	2:01.711
Pass	507	51:39.798	24	1:58.367
Pass	527	53:37.455	25	1:57.657
Pass	548	55:34.606	26	1:57.151 *
Pass	569	57:31.890	27	1:57.284
Pass	589	59:30.117	28	1:58.227

Lieu	Seq	Temps	Tour	Tps Tour
Pass	611	1:01:28.595	29	1:58.478
Pass	633	1:03:27.480	30	1:58.885
Pass	655	1:05:27.648	31	2:00.168
Pass	676	1:07:28.571	32	2:00.923
Pass	698	1:09:33.702	33	2:05.131

Lieu	Seq	Temps	Tour	Tps Tour
No 286 Calderari Enzo / Menotti Philippe				

Lieu	Seq	Temps	Tour	Tps Tour
No 290 Daum Jürgen / Klein Mickaël				
Pass	9	2:28.632	1	2:28.632 *
Pass	33	5:08.619	2	2:39.987
Pass	58	7:41.363	3	2:32.744
Pass	83	9:51.118	4	2:09.755 *
Pass	107	11:57.415	5	2:06.297 *
Pass	131	14:02.288	6	2:04.873 *
Pass	155	16:06.917	7	2:04.629 *
Pass	178	18:09.939	8	2:03.022 *
Pass	201	20:13.079	9	2:03.140
Pass	223	22:17.061	10	2:03.982
Pass	245	24:20.087	11	2:03.026
Pass	269	26:24.173	12	2:04.086
Pass	291	28:27.085	13	2:02.912 *
In	334	33:01.960	14	4:34.875
Pass	355	35:18.554	15	2:16.594
Pass	374	37:29.358	16	2:10.804
In	409	41:13.682	17	3:44.324
Pass	427	43:30.795	18	2:17.113
Pass	449	45:33.179	19	2:02.384 *
Pass	470	47:37.359	20	2:04.180
Pass	488	49:39.572	21	2:02.213 *
Pass	509	51:43.330	22	2:03.758
Pass	530	53:45.472	23	2:02.142 *
Pass	551	55:48.104	24	2:02.632
Pass	572	57:51.476	25	2:03.372
Pass	593	59:54.494	26	2:03.018
Pass	614	1:01:56.813	27	2:02.319
Pass	634	1:04:00.636	28	2:03.823
Pass	656	1:06:05.921	29	2:05.285
Pass	678	1:08:11.261	30	2:05.340
Pass	700	1:10:19.060	31	2:07.799

Lieu	Seq	Temps	Tour	Tps Tour
No 291 Joos Peter				
Pass	18	2:40.737	1	2:40.737 *
Pass	42	5:19.011	2	2:38.274 *
Pass	66	7:53.387	3	2:34.376 *
Pass	91	10:08.256	4	2:14.869 *
Pass	115	12:20.528	5	2:12.272 *
Pass	139	14:32.546	6	2:12.018 *
Pass	166	16:48.333	7	2:15.787
Pass	189	18:58.619	8	2:10.286 *



ENDURANCE
Endurance 100 Miles
Historique de la course

Lieu	Seq	Temps	Tour	Tps Tour
No 291 Joos Peter				
Pass	212	21:08.703	9	2:10.084 *
Pass	235	23:18.361	10	2:09.658 *
Pass	259	25:28.487	11	2:10.126
Pass	282	27:38.255	12	2:09.768
Pass	303	29:48.948	13	2:10.693
Pass	322	31:59.189	14	2:10.241
Pass	342	34:08.071	15	2:08.882 *
In	384	38:44.032	16	4:35.961
Pass	408	41:07.640	17	2:23.608
Pass	424	43:15.468	18	2:07.828 *
Pass	444	45:22.656	19	2:07.188 *
Pass	466	47:31.252	20	2:08.596
Pass	492	49:44.393	21	2:13.141
Pass	515	51:52.874	22	2:08.481
Pass	538	54:02.744	23	2:09.870
Pass	560	56:11.173	24	2:08.429
Pass	582	58:19.833	25	2:08.660
Pass	604	1:00:29.467	26	2:09.634
Pass	628	1:02:38.961	27	2:09.494
Pass	649	1:04:51.445	28	2:12.484
Pass	671	1:07:00.913	29	2:09.468
Pass	692	1:09:15.242	30	2:14.329
Pass	716	1:11:29.858	31	2:14.616

Lieu	Seq	Temps	Tour	Tps Tour
No 293 Corradina Andreas / Melnikov Ilya				
Pass	4	2:25.436	1	2:25.436 **
Pass	28	5:05.266	2	2:39.830
Pass	52	7:35.931	3	2:30.665
Pass	77	9:37.250	4	2:01.319 *
Pass	101	11:37.793	5	2:00.543 *
Pass	125	13:38.460	6	2:00.667
Pass	149	15:39.394	7	2:00.934
Pass	172	17:39.636	8	2:00.242 *
Pass	193	19:40.933	9	2:01.297
Pass	216	21:41.305	10	2:00.372
Pass	239	23:41.771	11	2:00.466
Pass	262	25:42.243	12	2:00.472
Pass	283	27:43.628	13	2:01.385
In	325	32:08.982	14	4:25.354
Pass	346	34:24.720	15	2:15.738
Pass	362	36:24.245	16	1:59.525 *
Pass	379	38:24.183	17	1:59.938
Pass	397	40:25.141	18	2:00.958
Pass	416	42:25.126	19	1:59.985
Pass	435	44:25.773	20	2:00.647
Pass	455	46:26.249	21	2:00.476
Pass	477	48:26.817	22	2:00.568
Pass	496	50:29.225	23	2:02.408
Pass	518	52:36.483	24	2:07.258

Lieu	Seq	Temps	Tour	Tps Tour
Pass	540	54:37.172	25	2:00.689
Pass	561	56:37.163	26	1:59.991
Pass	584	58:38.158	27	2:00.995
Pass	606	1:00:38.292	28	2:00.134
Pass	627	1:02:38.629	29	2:00.337
Pass	646	1:04:39.288	30	2:00.659
Pass	665	1:06:40.467	31	2:01.179
Pass	686	1:08:41.790	32	2:01.323
Pass	704	1:10:47.651	33	2:05.861

Lieu	Seq	Temps	Tour	Tps Tour
No 294 Burkard Gregor / Burkard Ricardo				
Pass	7	2:27.339	1	2:27.339 *
Pass	31	5:07.271	2	2:39.932
Pass	55	7:38.211	3	2:30.940
Pass	79	9:41.053	4	2:02.842 *
Pass	103	11:42.591	5	2:01.538 *
Pass	128	13:45.201	6	2:02.610
Pass	151	15:46.537	7	2:01.336 *
Pass	174	17:47.378	8	2:00.841 *
Pass	195	19:48.678	9	2:01.300
Pass	218	21:49.465	10	2:00.787 *
Pass	241	23:50.462	11	2:00.997
Pass	264	25:51.496	12	2:01.034
Pass	286	27:52.320	13	2:00.824
Pass	305	29:52.627	14	2:00.307 *
In	345	34:18.283	15	4:25.656
Pass	365	36:40.062	16	2:21.779
Pass	382	38:43.312	17	2:03.250
Pass	398	40:46.479	18	2:03.167
Pass	417	42:47.292	19	2:00.813
Pass	438	44:48.995	20	2:01.703
Pass	458	46:51.299	21	2:02.304
Pass	480	48:52.473	22	2:01.174
Pass	502	50:53.882	23	2:01.409
Pass	522	52:56.921	24	2:03.039
Pass	543	54:59.376	25	2:02.455
Pass	565	57:00.988	26	2:01.612
Pass	586	59:03.725	27	2:02.737
Pass	608	1:01:04.396	28	2:00.671
Pass	630	1:03:05.192	29	2:00.796
Pass	652	1:05:07.653	30	2:02.461
Pass	673	1:07:10.671	31	2:03.018
Pass	693	1:09:15.487	32	2:04.816
Pass	712	1:11:21.539	33	2:06.052

Lieu	Seq	Temps	Tour	Tps Tour
No 299 Werhmann Hans				

